



### FOR PUMPING, TRANSFERRING, RECIRCULATING :




***D. I. Water / Ultra Pure Chemicals  
Plating Solutions / Electronics  
Dairy / Pharmaceutical***

- **Non-metallic solution contact**  
100% natural color PVDF for temperatures to 280°F (138°C)  
*(See Chemical Resistance Chart)*
- **1½" MNPT or sanitary connections**
- **Mounts to 56J motor**
- **Ideal for OEM applications**
- **Casing clamp for easy disassembly**  
Provides choice of discharge direction
- **To 80 U.S. GPM or 51 FT. TDH @ 60 Hz**  
(252 LPM or 10.8m @ 50 Hz)
- **Seal can be changed in 5 minutes**

Series 'K' centrifugal pumps are molded of high purity 100% natural color virgin PVDF. The resin is FDA approved and offers exceptionally high chemical resistance to strong acids and solvents. Semi-enclosed impeller provides efficient, trouble-free operation at all operating temperatures. Inlet and outlet connections are 1½" MNPT or sanitary flange.

Unique design of carbon/ceramic mechanical seal isolates stainless steel shaft from solution contact. The available (M3) seal component is silica-free ceramic which allows the pump to be used for solutions which contain fluorides. Seal elastomers and casing "O"-ring are Viton®. Casing clamp with "T" handle lock allows choice of discharge direction and ease of pump disassembly.

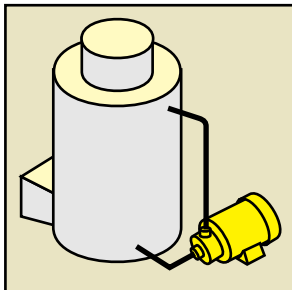


Shown with sanitary flange connections.


### LONG-COUPLED PEDESTAL MOUNTED MODEL

Features a cast iron bearing pedestal with titanium shaft, fiberglass reinforced channel baseplate, flexible coupling and guard. Motor may be provided by factory or field installed. Order pump and long-coupled kit separately. See following page.

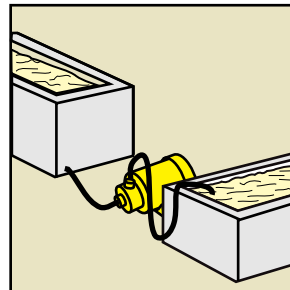
® Viton is a Registered Trademark of DuPont Dow Elastomers.




PRESSURE  
SPRAYING



FILTER  
SYSTEM

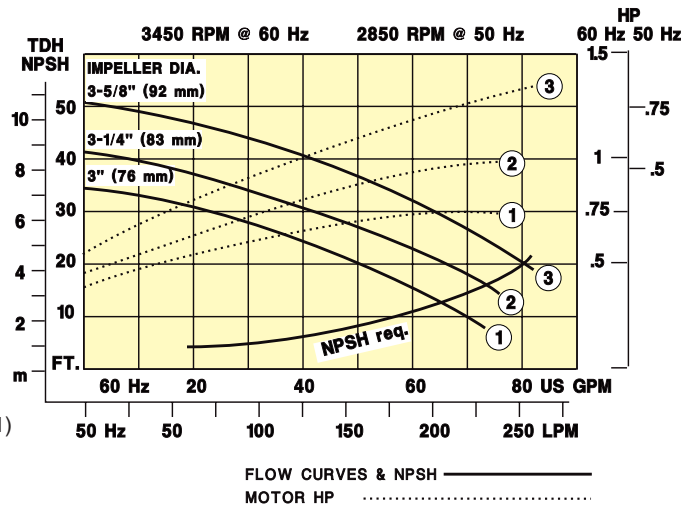
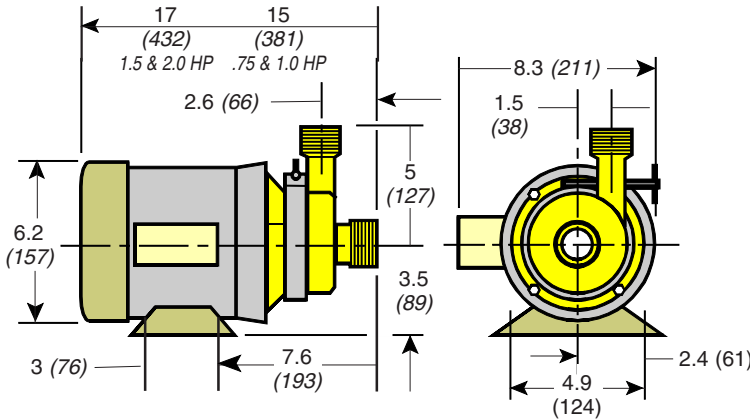


WASTE  
TREATMENT



SOLUTION  
TRANSFER  
w/PRIMING CHAMBER

**DIMENSIONS - Inches (mm)**



**TO ORDER, use Price Code Number**

**TABLE I**

Select pump/motor model from flow curve number providing the desired performance. Motor horsepower is non-overloading for 1.0 specific gravity and 60/50 Hz operation.

**PUMP-MOTOR w/single mechanical seal**

FLOW CURVE NO.	MODEL NUMBER THREADED CONNECTIONS 3 PHASE MOTOR	SHIPPING WEIGHT		PRICE CODE NO.
		Lbs.	kg.	
1	1½ x 1½ K1V(M2)-D.75	25	11	47-2111D
2	1½ x 1½ K2V(M2)-D1.0	30	14	47-2121E
3	1½ x 1½ K3V(M2)-D1.5	35	16	47-2131F

**TABLE II**

To determine pump/motor model for a specified GPM, TDH, mechanical seal and/or specific gravity, select performance point on curve and size horsepower from corresponding numbered

dotted line vertically above or below performance point. Read required horsepower at right ordinate and multiply by specific gravity. Select pump model components and price code numbers.

**EXAMPLE:** Typical Model No. 1½ x 1½K 1 V(M2) -D.75 = 47-2111D Price Code No.

PUMP			IMPELLER		"O"-RING & MECHANICAL SEAL			MOTOR* (TEFC, 3450 RPM <sup>2</sup> )						
CONNECTIONS	MODEL NUMBER	PRICE CODE NO.	FLOW CURVE NO.	ADD TO... MODEL & PRICE CODE NO.	VITON, CARBON & CERAMIC IN SOLUTION CONTACT	ADD TO... MODEL NO.	PRICE CODE NO.	HP	115-230V/1/60		230-380-460V/3/60		MOTOR <sup>1</sup> WEIGHT	
1½ x 1½ NPT 1½ x 1½ SAN	1½ x 1½K 1½ x 1½SK	47-21 47-25	1 2 3	1 2 3	Single seal Single seal w/silica-free ceramic	V(M2) V(M3)	1 3		MODEL NO.	PRICE CODE NO.	MODEL NO.	PRICE CODE NO.	Lbs.	kg.
								.75	-C.75	A	-D.75	D	22	10
								1	-C1.0	B	-D1.0	E	27	12
								1.5	-C1.5	C	-D1.5	F	32	14
								2	-	-	-D2.0	G	37	17

\*To order pump without motor, delete motor Model Number and Price Code Number.

**OPTIONAL**

DESCRIPTION	ADD -T TO MODEL NO.		PRICE CODE NO.
TITANIUM SHAFT ADAPTER			44-1930
LONG-COUPLED KIT	MOTOR HP	FOR MOTOR FRAME	
	LCK6 LCK7	.75 & 1 56 1.5 & 2 143T & 145T	42-0216 42-0217
MOTOR MOUNTING AND ALIGNMENT (for long coupling)			42-0204

<sup>1</sup> For shipping weight of Pump/Motor assembly ordered from Table II, add 3 lbs., (1.4 kg.) to motor weight.

<sup>2</sup> Consult Application Engineering Dept. for 50 Hz motors as well as elbows, pipe, gaskets, clamps, motor starters, BSP fittings or adapters

A DRI-STOP Pump Protector switch is available to prevent damage to pump due to dry operation. Consult Bulletin A-105.



**SERFILCO, LTD.**

1777 Shermer Road Northbrook, IL 60062-5360 U.S.A. 847-559-1777 800-323-5431 FAX: 847-559-1995

DISTRIBUTED BY