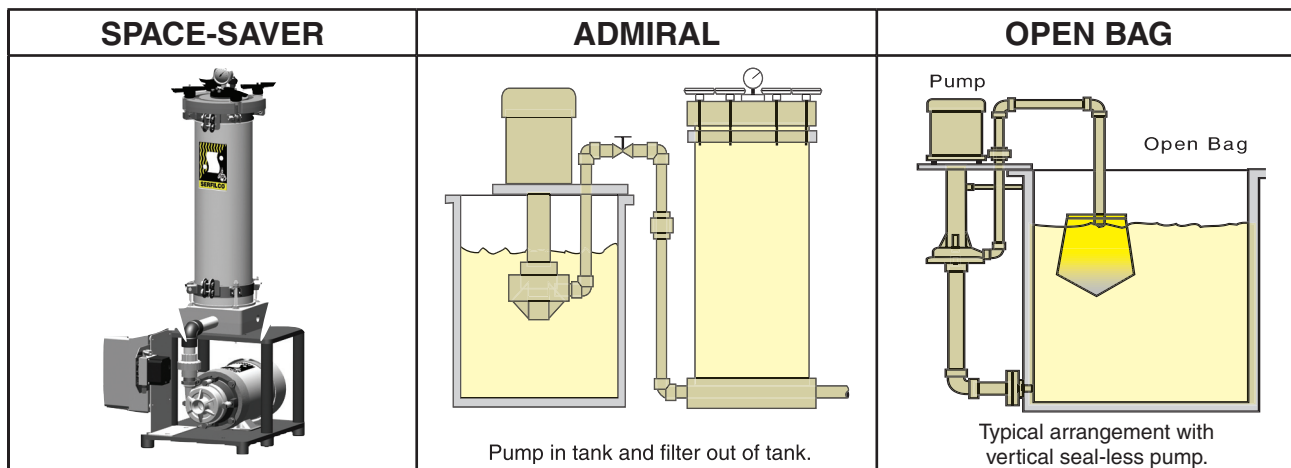




SERFILCO®

FILTER SYSTEMS FOR ELECTROLESS NICKEL



Equipment for pumping electroless nickel solutions must be resistant to nickel build-up on internal moving parts. It must be unaffected by nitric acid and able to operate continuously at 200°F. Such severe conditions eliminate conventional filters / pumps from being considered for this application.

Select a system that provides flow rates of 6-12 tank turnovers per hour for best results.

These filtration systems utilize CPVC (Corzan™) and / or PVDF (Kynar™)¹ engineered plastics to meet the demanding application requirements. SERFILCO has several hundred in daily operation on electroless nickel.

Horizontal pumps feature water flushed double mechanical seals. Seal-less vertical pumps are for in tank or out-of-tank installation. TEFC motors are rated for continuous operation.

SPACE-SAVER - CPVC cartridge chamber with Series 'HC' or 'HK' water flushed seal pump²

SYSTEM NUMBER	FLOW RATE GPH	MAXIMUM PUMP PSI	MEDIA ³	SOLIDS AREA ⁴ Sq. ft.	PUMP H.P., CHAMBER ⁵	SUCTION/ DISCHARGE CONNS.	DIMENSIONS L x W x H Inches	SHIPPING WEIGHT Lbs.
CS6HCD103-V	1200	12	3 - 20"	21.0	HC, 1/3, S	1"	16 x 13 x 40	56
CS9HCD103-V	1200	12	3 - 30"	31.5			16 x 13 x 50	66
CS9HCD208-V	1800	20	3 - 30"	31.5	HC, 3/4, S	1"	16 x 13 x 50	120
CS12HCD208-V	1800	20	3 - 40"	42.0			16 x 13 x 60	140
CSH12HKD310-V	2400	18	3 - 40"	42.0	HK, 1, S	1 1/2" x 1 1/4"	16 x 13 x 60	135
CSH12HKD415-V	3000	23	3 - 40"	42.0	HK, 1 1/2, S		16 x 13 x 60	140

SUPER SPACE-SAVER - CPVC cartridge chamber with Series 'HE' water flushed pump²

CG24HED115-V	4200	24	12 - 20"	84	HE, 1-1/2, G	2" x 1 1/2"	27 x 18 x 40	200
CG36HED115-V	4200	24	12 - 30"	126			27 x 18 x 50	215
CG24HED220-V	5400	27	12 - 20"	84	HE, 2, G	2" x 1 1/2"	27 x 18 x 40	210
CG36HED220-V	5400	27	12 - 30"	126			27 x 18 x 50	225
CG36HED330-V	6500	36	12 - 30"	126	HE, 3, G	2" x 1 1/2"	27 x 18 x 60	235
CG48HED330-V	6500	36	12 - 40"	168			27 x 18 x 60	250

¹ Consult sales department for PVDF systems.

² All pumps feature water flushed double mechanical seal to prevent metal deposition. See DRI-STOP® Pump Protectors - Bulletin A-105.

³ Order filter media separately. Refer to: Bulletin M-109 (cartridges)

⁴ This number represents dirt holding capacity of the cartridge as compared to surface-type media.

⁵ Systems with 'S' chamber must be ordered with optional cover reinforcing plate.

FILTER SYSTEMS FOR ELECTROLESS NICKEL

ADMIRAL - CPVC cartridge chamber with CPVC vertical pump¹

SYSTEM NUMBER	PUMP SERIES & CURVE	FLOW RATE GPH	FILTER CHAMBER		MOTOR ² HP	IN / OUT ³ (In. NPT)	SHIPPING WEIGHT Lbs.
			SERIES ⁴	CARTRIDGES			
CL2E3-V	E	600	L	1 - 20"	1/8	1 X 3/4	30
CL3EO103-V	EO1	900	L	1 - 30"	0.3	1 1/4 X 1	50
CS6EO103-V	EO1	1,200	S	3 - 20"	0.3	1 1/4 X 1	65
CS9EO308-V	EO3	1,800	S	3 - 30"	0.75	1 1/4 X 1	80
CS12EO308-V	EO3	1,800	S	3 - 40"	0.75	1 1/4 X 1	90
CS12EO410-V	EO4	2,700	S	3 - 40"	1.0	1 1/2 X 1 1/4	95
CG24EO515-V	EO5	3,600	G	12 - 20"	1.5	1 1/2 X 1 1/2	170
CG36EH220-V	EH2	4,800	G	12 - 30"	2.0	2 X 1 1/2	215
CG24EH330-V	EH3	5,400	G	12 - 20"	3.0	2 X 1 1/2	225
CG36EH330-V	EH3	5,400	G	12 - 30"	3.0	2 X 1 1/2	235

¹ Consult sales department for PVDF systems.

² Hose, pipe and fittings required to connect the pump to the filter chamber and plumb to the tank must be ordered separately.

³ Order filter media separately. Refer to Bulletin M-109 (cartridges)


⁴ Systems with 'S' chamber must be ordered with optional cover reinforcing plate.


OPEN BAG - CPVC vertical pump and filter assembly

SYSTEM NUMBER ¹	FLOW RATE GPH	NO. OF BAGS	PUMP SERIES	FILTER AREA Sq. Ft.	MOTOR HP	MOTOR HT. & PUMP LENGTH	SHIPPING WEIGHT Lbs.
CB.5E3	720	1	E	0.5	1/8	5" & 12"	16
CB1E3	770	2		1.0			21
CB2.2EO1	1200	1	EO	2.2	1/3	9" & 12"	43
CB4.4EO1	1500	2		4.4			48
CB2.2EO3	2400	1	EO	2.2	3/4	10 1/4" & 12"	48
CB4.4EO3	2700	2		4.4			53
CB2.2EO4	3200	1	EO	2.2	1.0	11 1/4" & 12"	48
CB4.4EO4	3400	2		4.4			53

¹ To order PVDF system, change **C** to **K** in System Number. CPVC system includes quick-connect coupling, 6 ft. vinyl wire reinforced hose², pump and motor and bag assembly. Hose is not included with PVDF systems which require hard piping. All motors are 1-phase TEFC, except for 1.0 HP, which is 3-phase. The 1-phase motors include 8 ft. of

3-wire cord and plug, wired for 115 volt operation unless otherwise requested. Consult pump bulletins P-312 and P-300 for additional pump specifications. Order bags separately. Refer to Bulletin F-509. Twin bag assemblies include two CPVC ball valves.

²  **CAUTION:** Do not use vinyl hose when system is to be used at 150°F (66°C) or higher. System suction and discharge should be hard piped. Refer to Bulletin A-213 for installation fittings.



SERFILCO, LTD.

2900 MacArthur Blvd. 847-509-2900
 Northbrook, IL 60062-2005 U.S.A. 800-323-5431
 e-mail: sales@serfilco.com FAX: 847-559-1995
 www.serfilco.com

DISTRIBUTED BY